

Raptor Remote Programing

Thursday, September 22, 2016 2:13 PM

Download ID code

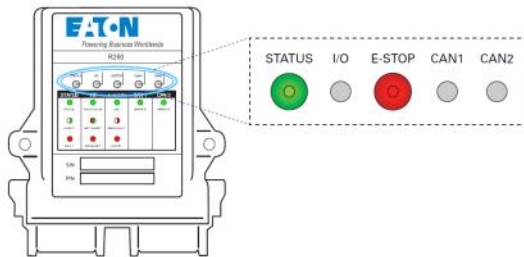
Use in case of link test failure.

Follow these steps to download the transmitter's unique ID Code into the receiver. This will allow the receiver to establish a Radio link with a specific transmitter. Refer to Troubleshooting Chart 4 for tips and considerations.

Note: It is necessary to download the ID Code when replacing either the transmitter or the receiver.


1. Power the R260.

Supply power to the receiver. The (E-Stop) light will come on RED and the (Status) light will come on GREEN.



2. Prepare the TD3200.

A. If the transmitter is ON, press and hold the (Power) button for 3 seconds to turn it OFF.



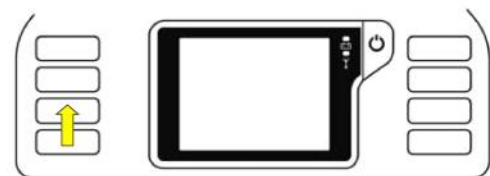
B. Press and hold the (Pairing) button down.



C. Press and release the (Power) button.



D. Release the (Pairing) button when the LCD displays the splash screen for 1 second.

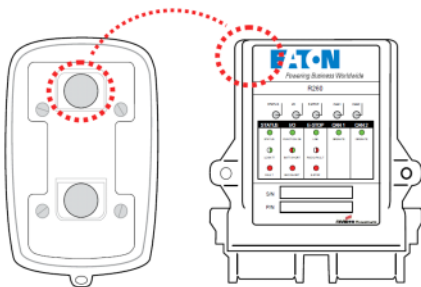


E. The LCD then displays the Pairing screen.

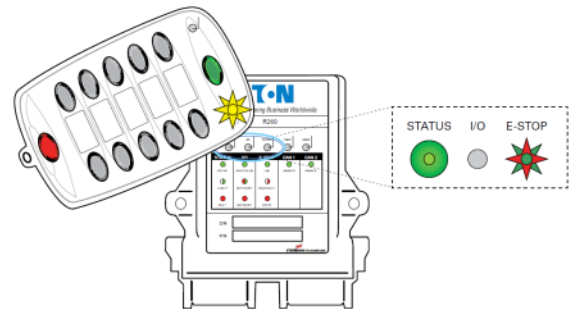


3. Put the R260 into Setup Mode (using T110).

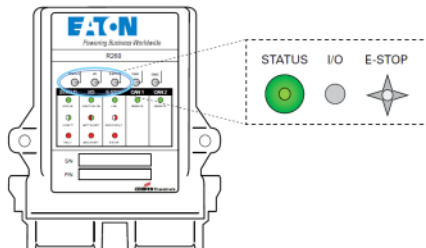
A. Maneuver the rear magnet of the T110 over the top left corner of the R260.



B. Adjust the positioning of the T110 magnet until the R260 (E-Stop) light begins to slowly alternate between GREEN and RED.



C. Remove the T110 magnet when the (E-Stop) light settles to a slow flashing GREEN.



Note: If left idle in Setup Mode for over 30 seconds, the receiver will time out. The (Status) light and the (E-Stop) light will flash RED rapidly. To return to Setup Mode, repeat Step 3.

R260 Light Legend		Solid	Slow Flash	Fast Flash	Red Light	Green Light	Yellow Light	Alternating Red & Green Light

4. Download ID Code.

Note: When downloading a new ID to a receiver, a safety feature requires that the transmitter be in close proximity to the receiver. This will prevent a transmitter from accidentally reprogramming a different receiver in the area.

A. Press (Pair) button and release.



B. (Link) light flashes GREEN. Once complete, (Link) light turns RED as the transmitter turns off.



R260 Light Legend	Solid 	Slow Flash 	Fast Flash 	Red Light 	Green Light 	Yellow Light 	Alternating Red & Green Light 
-------------------	---	--	--	--	---	--	---